

■ Features :

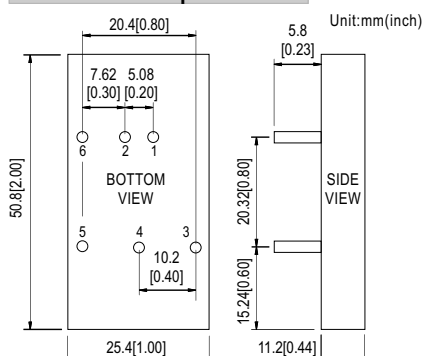
- 2"x1" compact size
- 2:1 wide input range
- High efficiency up to 89.5%
- 1500VDC I/O isolation
- Built-in remote ON/OFF control
- Built-in trimming output
- Built-in EMI filter
- Protections: Short circuit / Overload / Input and Output Over voltage
- Cooling by free air convection
- Six-sided shield metal case
- 100% burn-in test
- Low cost / High reliability
- Approvals: FCC / CE
- 2 years warranty



SPECIFICATION

ORDER NO.	SKA20A-05	SKA20B-05	SKA20C-05	SKA20A-12	SKA20B-12	SKA20C-12	SKA20A-15	SKA20B-15	SKA20C-15	
OUTPUT	DC VOLTAGE			12V			15V			
	CURRENT RANGE			166 ~ 1666mA			133 ~ 1333mA			
	RATED POWER									
	RIPPLE & NOISE (max.) Note.2			60mVp-p			60mVp-p			
	LINE REGULATION Note.3									
	LOAD REGULATION Note.4									
	VOLTAGE ACCURACY									
	SWITCHING FREQUENCY									
	EXTERNAL CAPACITANCE LOAD (max.)			220uF			100uF			
EXTERNAL TRIM Adj. RANGE(Typ.)			±10%			-20 ~ +10%				
INPUT	VOLTAGE RANGE									
	EFFICIENCY (Typ.)									
	DC CURRENT	Full load			1910mA			1870mA		
		No load			80mA			25mA		
	FILTER									
	REMOTE CONTROL									
PROTECTION										
PROTECTION (Note. 5)	OVER CURRENT									
	SHORT CIRCUIT									
	OVER VOLTAGE	Input(Typ.)			A: >20 ~ 23VDC B: >40 ~ 43VDC C: >80 ~ 82VDC input voltage					
		Output								
ENVIRONMENT	WORKING TEMP.									
	WORKING HUMIDITY									
	STORAGE TEMP., HUMIDITY									
	TEMP. COEFFICIENT									
	VIBRATION									
SAFETY & EMC	WITHSTAND VOLTAGE									
	ISOLATION RESISTANCE									
	EMC EMISSION									
	EMC IMMUNITY									
OTHERS	MTBF									
	DIMENSION									
	WEIGHT									

■ Mechanical Specification

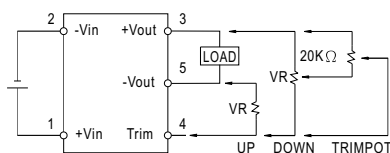


■ Pin Configuration

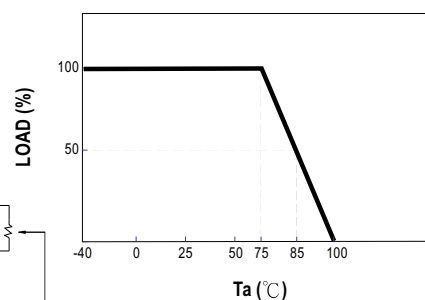
Pin No.	Output	Pin No.	Output
1	+Vin	4	Trim
2	-Vin	5	-Vout
3	+Vout	6	R.C

NOTE: Pin Size is Tolerance 1.0 φ ±0.10mm

■ External Output Trimming



■ Derating Curve



NOTE

- 1.All parameters are specified at normal input, rated load, 25°C 70% RH ambient.
- 2.Ripple & noise are measured at 20MHz by using a 12" twisted pair terminated with a 0.1uf & 47uf capacitor.
- 3.Line regulation is measured from low line to high line at rated load.
- 4.Load regulation is measured from 10% to 100% rated load.
- 5.Please prevent the converter from operating in overload or short circuit condition for more than 30 seconds.